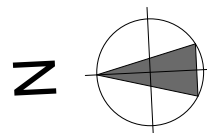
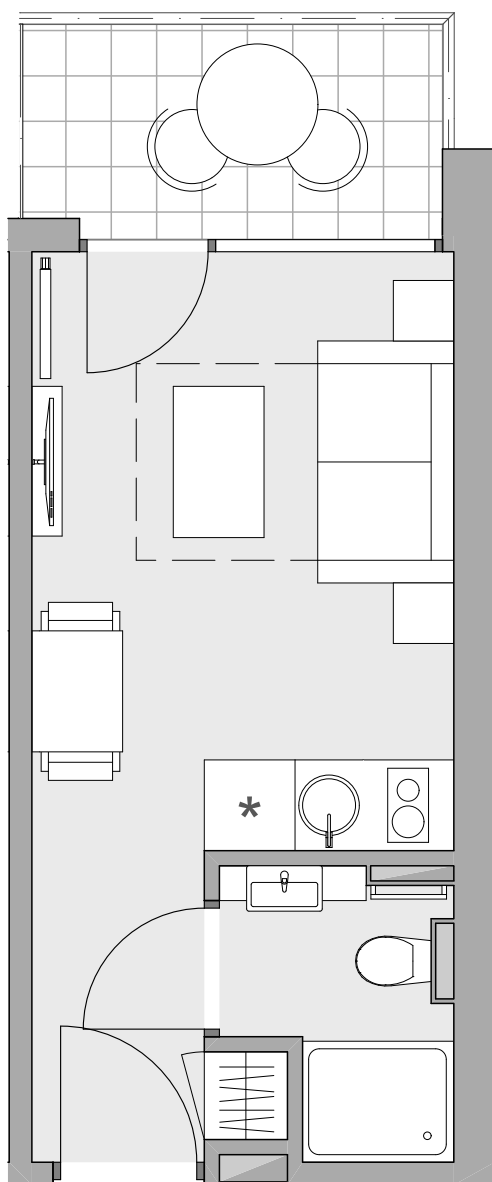


# sea power

## apartments

J A S T R Z Ę B I A G Ó R A



### APARTAMENT

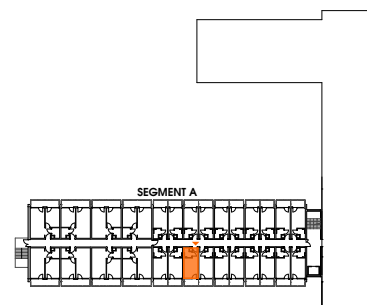
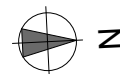
POKÓJ 13,72 m<sup>2</sup>

ŁAZIENKA 2,42 m<sup>2</sup>

**16,14 m<sup>2</sup>**

+ balkon 3,58 m<sup>2</sup>

UWAGA: powierzchnie liczone według normy PN ISO 9836  
ostateczny obmiar może ulec zmianie na etapie wykonawczym



2 PIĘTRO

APARTAMENT NR:

**A.2.15.S**