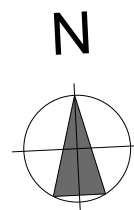
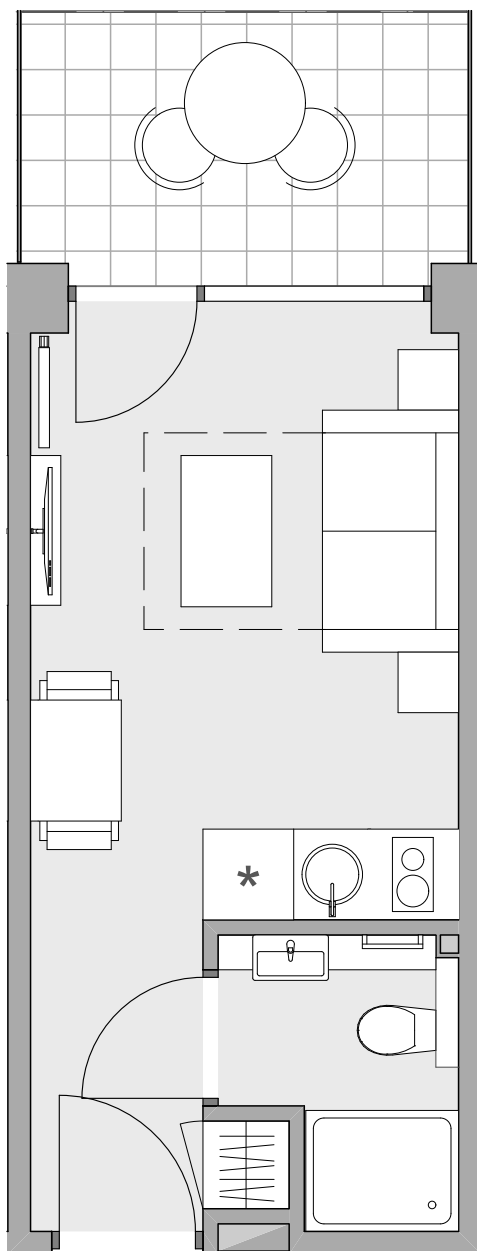


# sea power

## apartments

J A S T R Z Ę B I A G Ó R A



### APARTAMENT

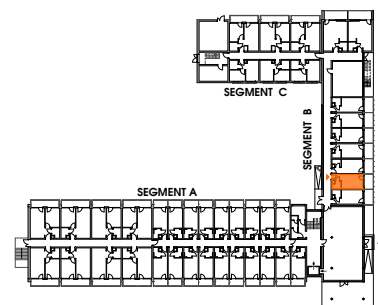
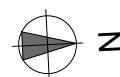
POKÓJ 14,25 m<sup>2</sup>

ŁAZIENKA 2,62 m<sup>2</sup>

**16,87 m<sup>2</sup>**

+ loggia 5,37 m<sup>2</sup>

UWAGA: powierzchnie liczone według normy PN ISO 9836  
ostateczny obmiar może ulec zmianie na stole wykonawczym



**PARTER**

**APARTAMENT NR:**

**B.0.02.S**